

**Annexure**

**Table V- Statement showing details of significant beneficial owners (SBOs)**

Sr. No	Details of the SBO (I)			Details of the registered owner (II)			Details of holding/ exercise of right of the SBO in the reporting company, whether direct or indirect*: (III)			Date of creation / acquisition of significant beneficial interest# (IV)
	Name	PAN/ Passport No. in case of a foreign national	Nationality	Name	PAN / Passport No. in case of a foreign national	Nationality	Whether by virtue of:			
							Shares		%	
							Voting rights		%	
							Rights on distributable dividend or any other distribution	%		
							Exercise of control			
							Exercise of significant influence			
Nil	Nil	Nil	Nil	Nil	Nil	Nil	Nil	Nil	Nil	Nil

\* In case the nature of the holding/ exercise of the right of a SBO falls under multiple categories specified under (a) to (e) under Column III, multiple rows for the same SBO shall be inserted accordingly for each of the categories.

# This column shall have the details as specified by the listed entity under Form No. BEN-2 as submitted to the Registrar.

Page 3 of 3

Flower Trading & Investment Co. Ltd.

*[Signature]*  
Director

Table III - Statement showing shareholding pattern of the Public shareholder


Table A: Statement showing shareholding pattern of the Public Shareholder																		
Category & Name of the Shareholders	PAN	Nos. of shareholder	No. of fully paid up equity shares held	No. of Partly paid up equity shares held	Nos. of shares underlying Depository Receipts	Total nos. shares held	Shareholding % calculated as per SCRR, 1957	Number of Voting Rights held in each class of securities				No. of Shares Underlying Outstanding convertible securities (including Warrants)	Total shareholding, as a % assuming full conversion of convertible securities (as a percentage of diluted share capital)	Number of Locked in shares		Number of Shares pledged or otherwise encumbered		Number of equity shares held in dematerialized form
								No of Voting Rights			Total as a % of Total Voting rights			No. (a)	As a % of total Shares held (b)	No. (a)	As a % of total shares held (b)	
								Class eg. X (having voting rights)	Class Y	Total								
(I)	(II)	(III)	(IV)	(V)	(VI)	(VII) = (IV)+(V)	(VIII) As a % of (A+B+C2)	(IX)				(X)	(XI)= (VII)+(X) As a % of (A+B+C2)	(XII)		(XIII)		(XIV)
(1) Institutions																		
(a) Mutual Funds			0 0	0	0 0	0 0	0 0		0	0 0		0 0		0 0		0 0		0
(b) Venture Capital Funds			0	0	0	0	0	0	0	0 0		0 0		0 0		0 0		0
(c) Alternate Investment Funds			0	0	0	0	0	0	0	0 0		0 0		0 0		0 0		0
(d) Foreign Venture Capital Investors			0	0	0	0	0	0	0	0 0		0 0		0 0		0 0		0
(e) Foreign Portfolio Investors			0 0	0	0 0	0 0	0 0		0	0 0		0 0		0 0		0 0		0
(f) Financial Institutions/ Banks			0 0	0	0 0	0 0	0	0	0	0 0		0 0		0 0		0 0		0
(g) Insurance Companies			0	0	0	0	0	0	0	0 0		0 0		0 0		0 0		0
(h) Provident Funds/ Pension Funds			0	0	0	0	0	0	0	0 0		0 0		0 0		0 0		0
(i) Any Other (specify)																		
Foreign Institutional Investors			0 0	0	0 0	0 0	0	0	0	0 0		0 0		0 0		0 0		0
Sub Total (B)(1)			0 0	0	0 0	0 0	0	0	0	0 0		0 0		0 0		0 0		0

Flower Trading &amp; Investment Co. Ltd.

  
 Director

(2)	Central Government/ State Government(s)/ President of India	0	0	0	0	0	0	0	0	0	0	0	0	0	0	0	0	0	0
	Sub-Total (B)(2)	0	0	0	0	0	0	0	0	0	0	0	0	0	0	0	0	0	0
(3)	Non-institutions																		0
(a)	Individuals -																		
	i. Individual shareholders holding nominal share capital up to Rs. 2 lakhs.	166	75920	0	0	75920	17.26	75920	0	0	17.26	0	0	0	0	0	0	0	0
	ii. Individual shareholders holding nominal share capital in excess of Rs. 2 lakhs.	0	0	0	0	0	0	0	0	0	0	0	0	0	0	0	0	0	0
(b)	NBFCs registered with RBI *	0	0	0	0	0	0	0	0	0	0	0	0	0	0	0	0	0	0
(c)	Employee Trusts	0	0	0	0	0	0	0	0	0	0	0	0	0	0	0	0	0	0
(d)	Overseas Depositories (holding DRs) (balancing figure)	0	0	0	0	0	0	0	0	0	0	0	0	0	0	0	0	0	0
(e)	Any Other (specify)	0	0	0	0	0	0	0	0	0	0	0	0	0	0	0	0	0	0
	Bodies Corporate	23	128960	0	0	128960	29.32	128960	0	0	29.32	0	0	0	0	0	0	0	0
	Sub Total (B)(3)	189	204880	0	0	204880	46.57	204880	0	0	46.57	0	0	0	0	0	0	0	0
	<b>Total Public Shareholding (B) = (B)(1)+(B)(2)+(B)(3)</b>	<b>189</b>	<b>204880</b>	<b>0</b>	<b>0</b>	<b>204880</b>	<b>46.57</b>	<b>204880</b>	<b>0</b>	<b>0</b>	<b>46.57</b>	<b>0</b>	<b>0</b>	<b>0</b>	<b>0</b>	<b>0</b>	<b>0</b>	<b>0</b>	<b>0</b>

Flower Trading & Investment Co. Ltd.

  
Director

Category & Name of the Shareholders	PAN	No. of shareholder	No. of fully paid up equity shares held	No. of Partly paid-up equity shares held	Nos. of shares underlying Depository Receipts	Total no. shares held	Shareholding % calculated as per SCRR, 1957	Number of Voting Rights held in each class of securities				No. of Shares Underlying Outstanding convertible securities (including Warrants)	Total shareholding, as a % assuming full conversion of convertible securities (as a percentage of diluted share capital)	Number of Locked in shares		Number of Shares pledged or otherwise encumbered		Number of equity shares held in dematerialized form
								No of Voting Rights			Total as a % of Total Voting rights			No.	As a % of total Shares held	No.	As a % of total shares held	
								Class eg: X (having voting rights)	Class eg: Y	Total								
(I)	(II)	(III)	(IV)	(V)	(VI)	(VII) = (IV)+(V)+(VI)	(VIII) As a % of (A+B+C2)	(IX)				(X)	(XI) = (VII)+(X) As a % of (A+B+C2)	(XII)		(XIII)		(XIV)
(1) Custodian/ DR Holder			0	0	0	0	0.00	0	0	0	0.00	0	0.00	0	0	0	0	0
(2) Employee Benefit Trust (under SEBI (Share based Employee Benefit) Regulations, 2014)			0	0	0	0	0.00	0	0	0	0.00	0	0.00	0	0	0	0	0
Total Non- Promoter-Non Public Shareholding (C)= (C)(1)+(C)(2)			0	0	0	0	0.00	0	0	0	0.00	0	0.00	0	0	0	0	0

Flower Trading & Investment Co. Ltd.



  
Director

Table II - Statement showing shareholding pattern of the Promoter and Promoter Group

Table II - Statement showing shareholding pattern of the Promoter and Promoter Group																		
Category & Name of the Shareholders	PAN	No. of shareholder	No. of fully paid up equity shares held	No. of Partly paid-up equity shares held	Nos. of shares underlying Depository Receipts	Total nos. shares held	Shareholding % calculated as per SCRR, 1957	Number of Voting Rights held in each class of securities				No. of Shares Underlying Outstanding convertible securities (including Warrants)	Shareholding, as a % assuming full conversion of convertible securities (as a percentage of diluted share capital)	Number of Locked in shares		Number of Shares pledged or otherwise encumbered		Number of equity shares held in dematerialized form
								No of Voting Rights			Total as a % of Total Voting rights			No. (a)	As a % of total Shares held (b)	No. (a)	As a % of total shares held (b)	
								Class eg: X (having voting rights)	Class eg: Y	Total								
(I)	(II)	(III)	(IV)	(V)	(VI)	(VII) = (IV)+(V)+ (VI)	(VIII) As a % of (A+B+C2)	(IX)				(X)	(XI)= (VII)+(X) As a % of (A+B+C2)	(XII)		(XIII)		(XIV)
(1) Indian																		
(a) Individuals/ Hindu undivided Family		14	235020	0	0	235020	53.43	235020	0	235020	53.43	0	0	0	0	0	0	0
(b) Central Government/ State Government(s)		0	0	0	0	0	0.00	0	0	0	0.00	0	0	0	0	0	0	0
(C) Financial Institutions/ Banks		0	0	0	0	0	0.00	0	0	0	0.00	0	0	0	0	0	0	0
(d) Any Other (specify)																		
Bodies Corporate			0	0	0	0	0.00	0	0	0	0.00	0	0	0	0	0	0	0
Sub-Total (A)(1)		14	235020	0	0	235020	53.43	235020	0	0	53.43	0	0	0	0	0	0	0
(2) Foreign																		
(a) Individuals (Non-Resident Individuals/ Foreign Individuals)		0	0	0	0	0	0.00	0	0	0	0.00	0	0	0	0	0	0	0
(b) Government		0	0	0	0	0	0.00	0	0	0	0.00	0	0	0	0	0	0	0
(c) Institutions		0	0	0	0	0	0.00	0	0	0	0.00	0	0	0	0	0	0	0
(d) Foreign Portfolio Investor		0	0	0	0	0	0.00	0	0	0	0.00	0	0	0	0	0	0	0
(e) Any Other (specify)		0	0	0	0	0	0.00	0	0	0	0.00	0	0	0	0	0	0	0
Sub-Total (A)(2)		0	0	0	0	0	0.00	0	0	0	0.00	0	0	0	0	0	0	0
Total Shareholding of Promoter and Promoter Group (A)= (A)(1)+(A)(2)		14	235020	0	0	235020	53.43	235020	0	0	53.43	0	0	0	0	0	0	0

Flower Trading &amp; Investment Co. Ltd.


  
Director

Category	Category of shareholder	Nos. of shareholders	No. of fully paid up equity shares held	No. of Partly paid-up equity shares held	No. of shares underlying Depository Receipts	Total nos. shares held	Shareholding as a % of total no. of shares (calculated as per SCRR, 1957)	Number of Voting Rights held in each class of securities				No. of Shares Underlying Outstanding convertible securities (including Warrants)	Shareholding , as a % assuming full conversion of convertible securities ( as a percentage of diluted share capital )	Number of Locked in shares		Number of Shares pledged or		Number of equity shares held in dematerialized form
								No of Voting Rights			Total as a % of (A+B+C)			No. (a)	As a % of total Shares held (b)	No. (a)	As a % of total Shares held (b)	
								Class eg: X (having voting rights)	Class eg: y	Total								
(I)	(II)	(III)	(IV)	(V)	(VI)	(VII) = (IV)+(V)+(VI)	(VIII) As a % of (A+B+C2)	(IX)				(X)	(XI)= (VII)+(X) As a % of (A+B+C2)	(XII)		(XIII)		(XIV)
(A)	Promoter & Promoter Group	14	235020	0	0	235020	53.43	235020	0	235020	53.43	0	53.43	0	0	0	0	0
(B)	Public	189	204880	0	0	204880	46.57	204880	0	204880	46.57	0	46.57	0	0	0	0	0
(C)	Non Promoter- Non Public	0	0	0	0	0	0.00	0	0	0	0.00	0	0.00	0	0	0	0	0
(C1)	Shares underlying DRs	0	0	0	0	0	0	0	0	0	0	0	0	0	0	0	0	0
(C2)	Shares held by Employee Trusts	0	0	0	0	0	0	0	0	0	0	0	0	0	0	0	0	0
	Total	203	439900	0	0	439900	100.00	439900	0	439900	100	0	100	0	0	0	0	0


Flower Trading & Investment Co. Ltd.

Director

**Introductory sub-table (I)(a)**

<b>Name of the Company: FLOWER TRADING &amp; INVESTMENT CO LTD</b>			
<b>Scrip Code, Name of the scrip, class of security: CSE 10016046, Equity Shares</b>			
<b>Quarter ended: 31ST MARCH 2019</b>	<b>30th JUNE 2019</b>		
<b>Declaration.</b>			
<b>Sl No.</b>	<b>Particulars</b>	<b>Comment</b>	
1	Whether the Listed Entity has issued any partly paid up shares?	No	
2	Whether the Listed Entity has issued any Convertible Securities or Warrants?	No	
3	Whether the Listed Entity has any shares against which depository receipts are issued?	No	
4	Whether the Listed Entity has any shares in locked-in?	No	
5	Whether any shares held by promoters are pledge or otherwise encumbered?	No	

Flower Trading & Investment Co Ltd.

  
 Director